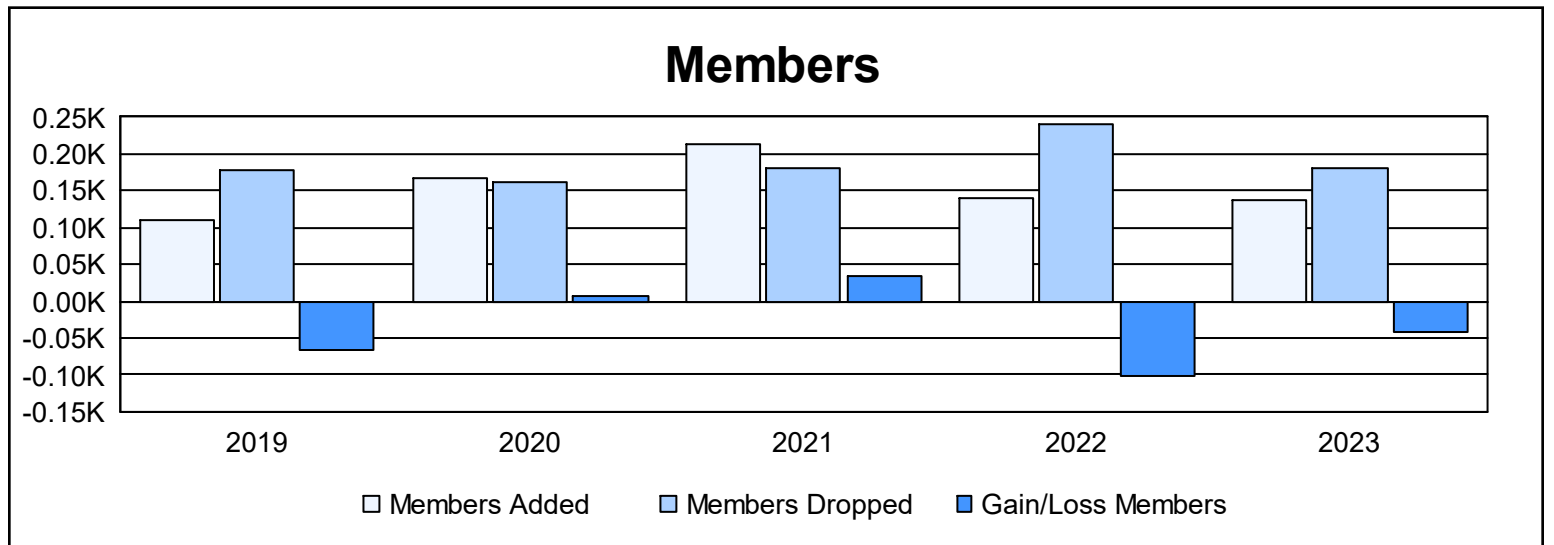
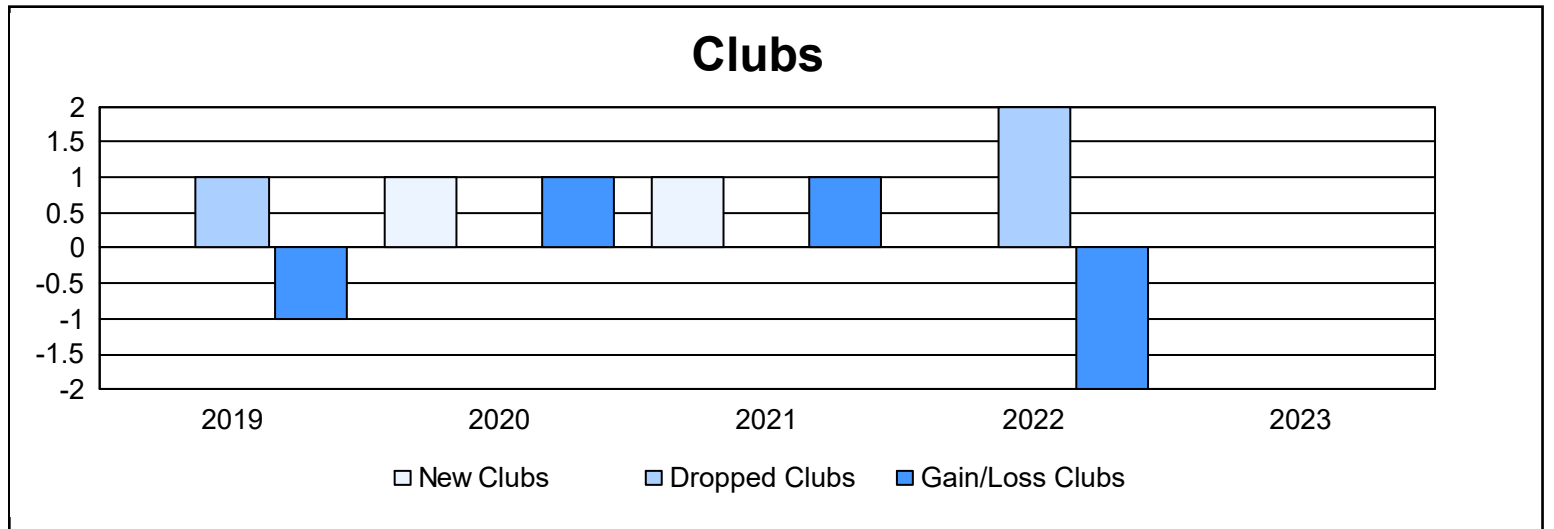
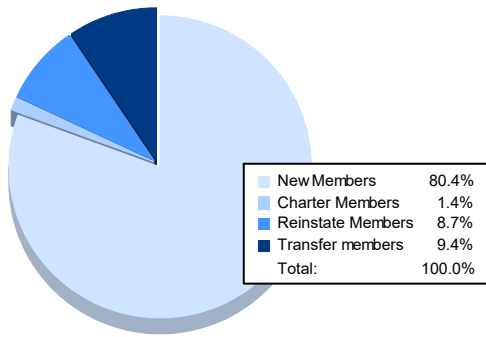


Year	New Clubs	Dropped Clubs	Gain/ Loss Clubs	New Members	Charter Members	Reinstate Members	Transfer Members	Total Member Added	Total Members Dropped	Gain/ Loss Members
2018-2019	0	1	-1	90	1	9	10	110	177	-67
2019-2020	1	0	1	122	34	3	8	167	161	6
2020-2021	1	0	1	159	31	6	18	214	180	34
2021-2022	0	2	-2	88	7	8	36	139	240	-101
2022-2023	0	0	0	111	2	12	13	138	180	-42
<b>Average</b>	<b>0</b>	<b>1</b>	<b>0</b>	<b>114</b>	<b>15</b>	<b>8</b>	<b>17</b>	<b>154</b>	<b>188</b>	<b>-34</b>



### Membership Composition June 2023 Cumulative



### Gender Composition June 2023 Cumulative

